Beginner's Guide to Electronic Chemistry Resources

We will be utilizing several electronic resources in class this year. Please reference the information below to jump start your studies this year.

Class Website

WONG CHEMISTRY

www.wongchemistry.weebly.com

The class website is your "hub" for all course materials. This should be the first place you check for class announcements, make-up work, and resources for extra help.

The class website is for finding course materials and information, such as the following:

- Class news and announcements (including texts sent via Remind)
- Calendar with test and lab dates
- Make-up work
- Copies of any handouts provided in class
- Answer keys and notes written and/or posted in class
- Video tutorials
- *Remind* registration instructions
- Online textbook link
- Google Classroom link

The class website is NOT for submitting online assignments.

Remind

Important class announcements will be sent via text message using *Remind*. Registration instructions can be found on the class website under the "Student Resources" tab.

Online Textbook

You will have full access to the online textbook and its resources. You will be required to login with your VBSTUDENTS credentials. The Online Textbook link can be found on the class website under the "General Chemistry" tab.

Google Classroom

You will use Google Classroom to turn-in certain assignments/lab data. Students will be notified when an assignment is to be turned-in via Google Classroom.

You must use your VBSTUDENTS Google account to use Google Classroom. Personal Google accounts will not work.

Your VBSTUDENTS Google account has the following format:

Username: student#@vbstudents.com

Password: regular network password

How to Log into Google Classroom and Join the Gen Chem Google Classroom

Step 1: (Chrome is the recommended browser)
Type in classroom.google.com in your browser.

You will see the screen to the right.

- Enter your Username for your email.
- Click "Next"

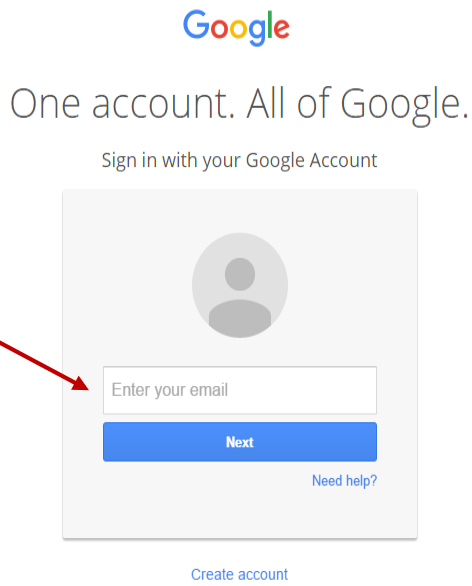

Step 2:
You will then be prompted to choose an account type.

- Choose "Organizational Google Apps Account"

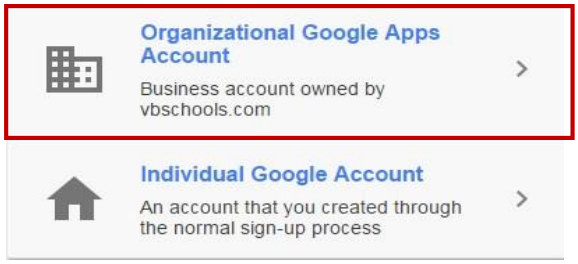

Step 3:
You will see the screen to the right.

- Enter your Username and Password again.



Step 4:

If you have never joined any Google Classrooms, you should be taken to the screen below.

If you have joined a Google Classroom before, you will see the classes you have joined.

- Click on the **+** next to your name to join a class.
- Enter the class code.

Gen Chem Class Code:

_____