Warm-Up #26 Name:_____Date:_____

1. Examine the image below and complete the table.

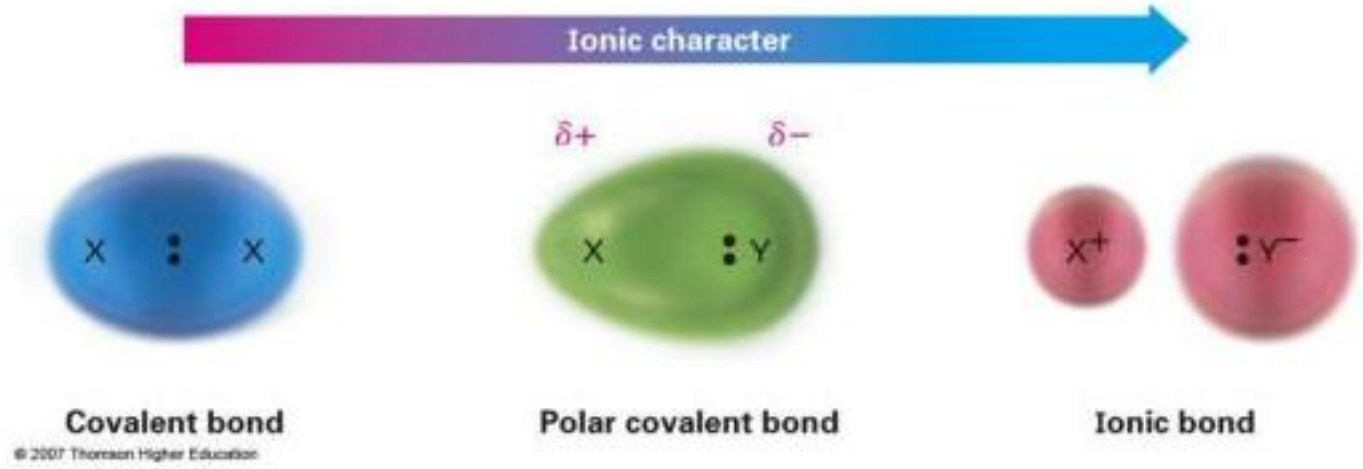

	Covalent Bond (a.k.a. nonpolar covalent bond)	**Polar Covalent Bond**	**Ionic Bond**
Describe the location of the electrons in each type of bond			
Are electrons shared or transferred between the atoms?			
Δ Electronegativity range			

2. Identify whether an ionic bond, polar covalent bond, nonpolar covalent bond, or no bond forms with each combination of elements below.

(a) O and Cl

(b) Ba and Ne

(c) Br and B

(d) Zn and O

(e) S and Se

(f) Cl and Cl

3. Examine the images and complete the table.

	IONIC	MOLECULAR
Example	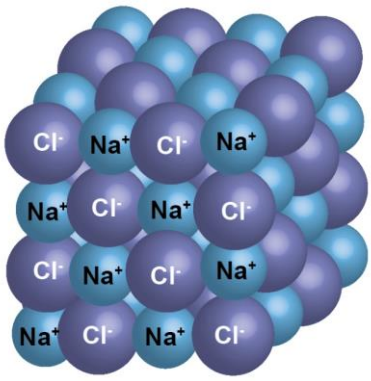	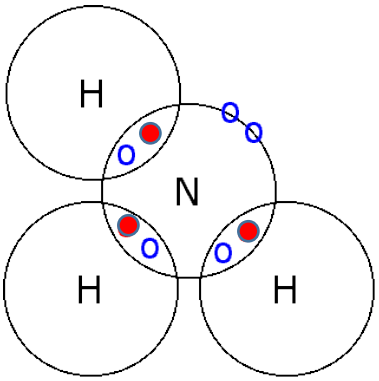
Types of particles that make up the compound	Ions (positive and negative a.k.a. cations and anions)	Neutral atoms
Types of bonds that make up the compound		
Naming and Formula Writing Rules		

4. Draw the Lewis structure for each compound below.

(a) CH_2Br_2

(b) PF_3

(c) BCl_3

(d) C_2H_4